

# Access Point | Datasheet

---

## EAP623-Outdoor HD

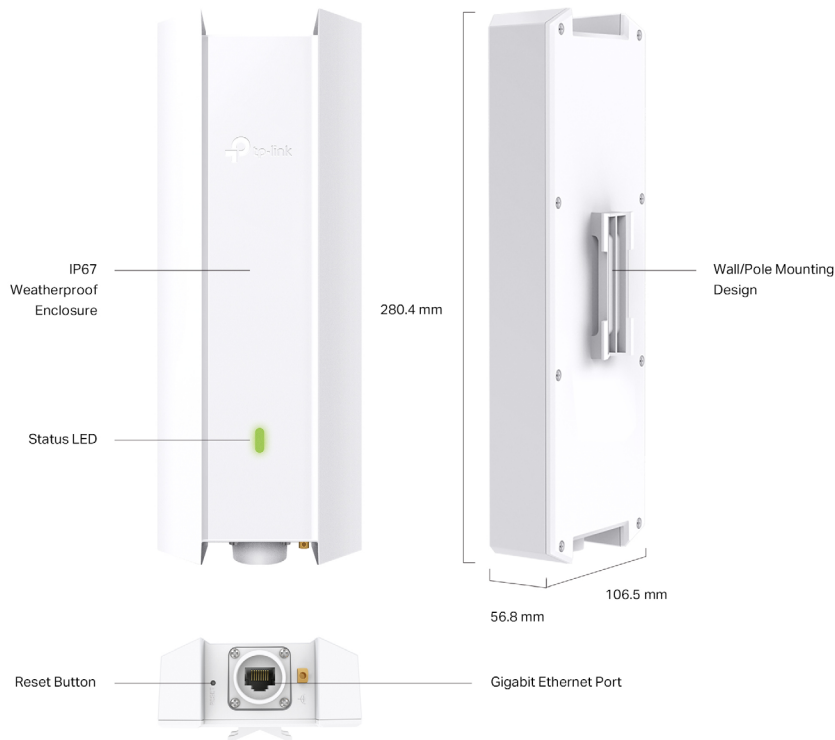
AX1800 Indoor/Outdoor Wi-Fi 6 Access Point



### Highlights

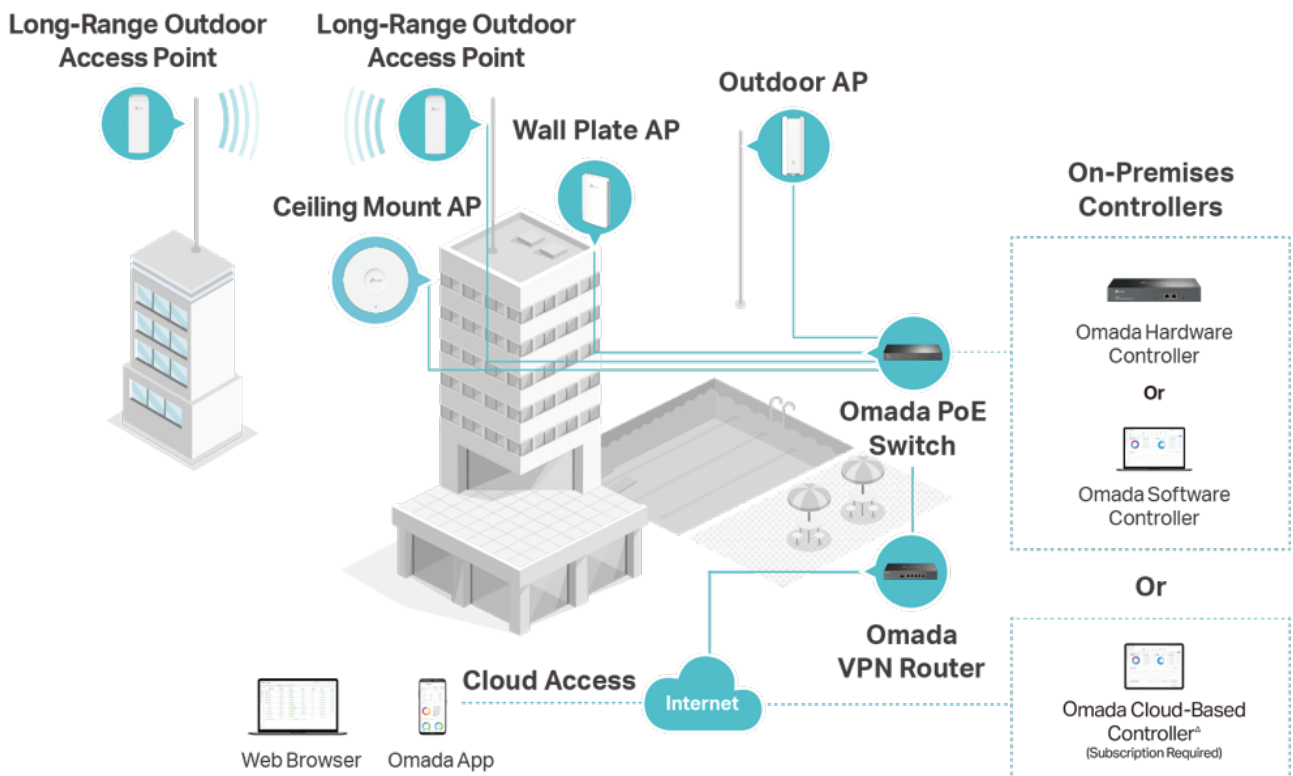
- Up to 1.8 Gbps WiFi 6 Speeds: 574 Mbps on 2.4 GHz + 1201 Mbps on 5 GHz.\*
- Supports WiFi 6 technologies, such as 1024-QAM and OFDMA, etc.\*
- High-density connectivity up to 1,000+ clients.\*
- Long-range coverage with the high-power amplifier and smart antennas.
- Advanced Functions: Centralized management, Omada mesh, and seamless roaming.\*
- PoE+ Powered: Supports 802.3at PoE (adapter not included).

# Product Pictures



# Omada Solution

TP-Link Omada provides one-stop access to high-quality services and high-performance products for small and medium-sized businesses, integrating complete network devices such as access points, switches, and routers. It's ideal for use in offices, hotels, schools, restaurants, and more.



# Specifications

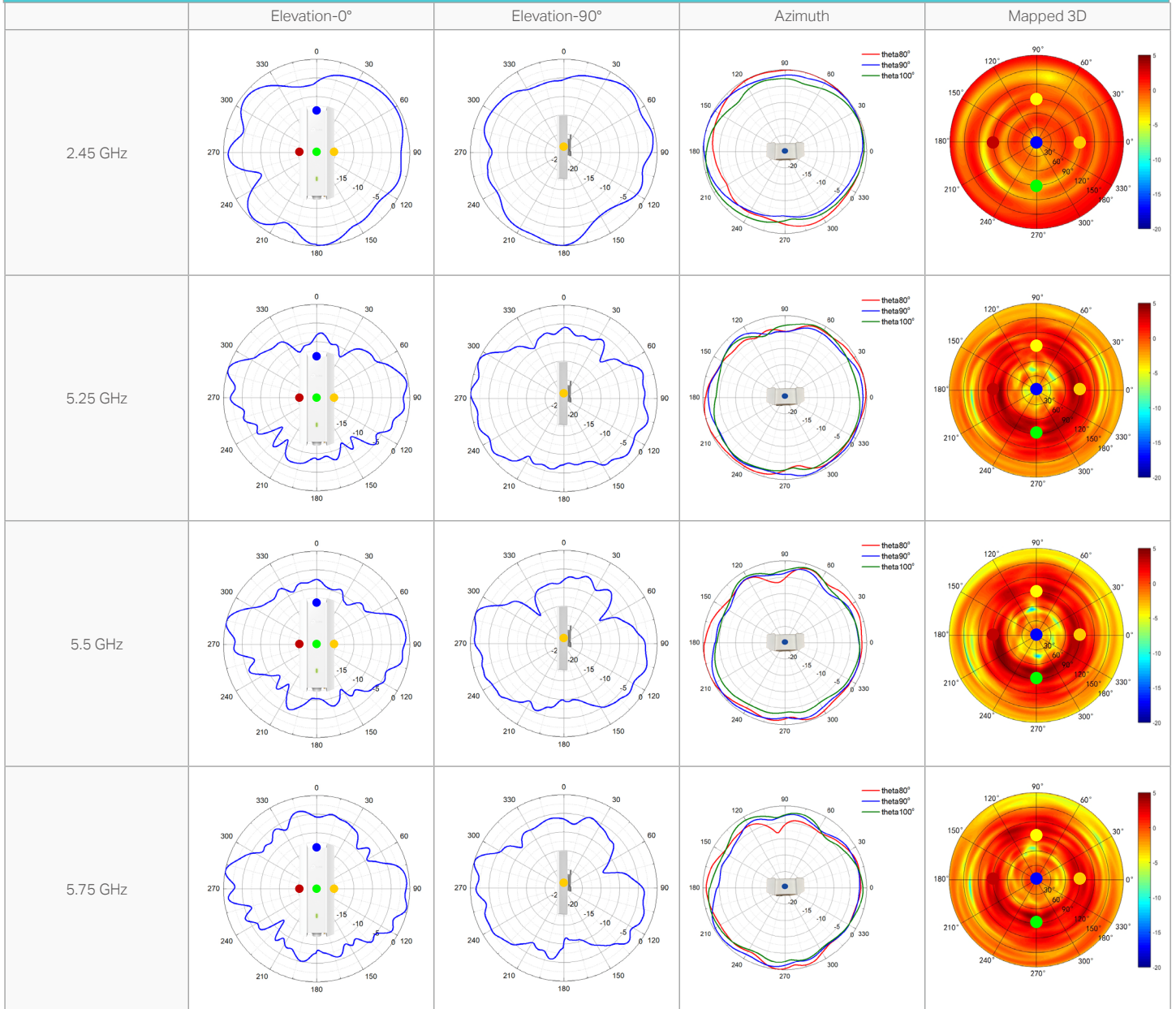
|                        |  |   |
|------------------------|--|---|
| Model                  |  | EAP623-Outdoor  |
| Name                   |  | AX1800 Indoor/Outdoor Wi-Fi 6 Access Point  |
| Main Design            | LAN Interfaces   | 1x Gigabit Ethernet Port  |
|                        | Wi-Fi Standards  | IEEE 802.11a/b/g/n/ac/ax  |
|                        | Maximum Data Rate  | 574 Mbps (2.4 GHz) + 1201 Mbps (5 GHz)  |
|                        | Wireless Client Capacity   | 1000+   |
|                        | Bluetooth  | Not supported   |
|                        | Antennas   | 2 Internal Dual-Band Omni Antennas<br>2.4 GHz: 4.0 dBi; 5 GHz: 5.0 dBi  |
|                        | Transmit Power   | CE: < 20 dBm (2.4 GHz, EIRP), < 23 dBm (5 GHz Band1&2, EIRP), < 30dBm (5 GHz Band3, EIRP);<br>FCC: < 25 dBm (2.4 GHz), < 25 dBm (5 GHz) |
| Reception Sensitivity  | <b>2.4GHz:</b><br>11ax HE20 MCS0:-94dBm;11ax HE20 MCS11:-65dBm<br>11ax HE40 MCS0:-91.5dBm;11ax HE40 MCS11:-62.5dBm<br><b>5GHz:</b><br>11ax HE20 MCS0:-93.5dBm;11ax HE20 MCS11:-63.5dBm<br>11ax HE40 MCS0:-90dBm;11ax HE40 MCS11:-60.5dBm<br>11ax HE80 MCS0:-87.5dBm;11ax HE80 MCS11:-57.5dBm |   |
| Centralized Management | Omada Software Controller  | •   |
|                        | Omada Hardware Controller  | •   |
|                        | Omada APP  | •   |
| Security               | Captive Portal Authentication  | •   |
|                        | Access Control   | •   |
|                        | Maximum number of MAC Filter   | 4000  |
|                        | Wireless Isolation between Clients   | •   |
|                        | VLAN   | •   |
|                        | Rogue AP Detection   | •   |
|                        | Wireless Encryption  | WPA-Personal/Enterprise, WPA2-Personal/Enterprise, WPA3-Personal/Enterprise   |
| 802.1X Support         | •  |   |

| Model                  |                               | EAP623-Outdoor   |
|------------------------|-------------------------------|--|
| Wireless Function      | Multiple SSIDs                | 16 (8 for each band)   |
|                        | Channel                       | US:<br>2G:1 - 11<br>5G: 36,40,44,48,52,56,60,64,100,104,108,112,116,120,124,128,132,136,140,149,153,157,161,165<br>EU:<br>2G:1 - 13<br>5G: 36,40,44,48,52,56,60,64,100,104,108,112,116,120,124,128,132,136,140 |
|                        | Enable/Disable Wireless Radio | •  |
|                        | Enable/Disable SSID Broadcast | •  |
|                        | Guest Network                 | •  |
|                        | Automatic Channel Assignment  | •  |
|                        | Transmit Power Control        | Adjust transmit Power on dBm   |
|                        | QoS (WMM)                     | •  |
|                        | Seamless Roaming              | •  |
|                        | Mesh                          | •  |
|                        | Beamforming                   | •  |
|                        | MU-MIMO                       | 2x2 MU-MIMO DL   |
|                        | OFDMA                         | UL/DL OFDMA  |
|                        | Rate Limit                    | Based on SSID/Client   |
|                        | Load Balance                  | •  |
|                        | Airtime Fairness              | •  |
|                        | Band Steering                 | •  |
|                        | RADIUS Accounting             | •  |
|                        | MAC Authentication            | •  |
|                        | Reboot Schedule               | •  |
|                        | Wireless Schedule             | •  |
| Wireless Statistics    | •                             |  |
| Static IP/Dynamic IP   | •                             |  |
| Support Data Rates     | 802.11ax                      | 8 Mbps to 1201 Mbps (MCS0-MCS11, NSS = 1 to 2 HE20/40/80)  |
|                        | 802.11ac                      | 6.5 Mbps to 1083.3 Mbps (MCS0-MCS9, NSS = 1 to 2 VHT20/40/80)  |
|                        | 802.11n                       | 6.5 Mbps to 300 Mbps (MCS0-MCS15, HT20/40)   |
|                        | 802.11g                       | 6, 9, 12, 18, 24, 36, 48, 54 Mbps  |
|                        | 802.11b                       | 1, 2, 5.5, 11 Mbps   |
|                        | 802.11a                       | 6, 9, 12, 18, 24, 36, 48, 54 Mbps  |
| Management             | LED ON/OFF Control            | •  |
|                        | Management MAC Access Control | •  |
|                        | Web-based Management          | •  |
|                        | SNMP                          | v1, v2c, v3  |
|                        | SSH                           | •  |
|                        | Restore & Backup              | •  |
|                        | Firmware update via Web       | •  |
|                        | NTP                           | •  |
|                        | System Log                    | •  |
|                        | Email Alerts                  | •  |
| Physical & Environment | Power Supply                  | 802.3at PoE or 48V Passive PoE (PoE Adapter Not Included)  |
|                        | Maximum Power Consumption     | EU: 12.5W (802.3at PoE or Passive PoE)<br>US: 14.7W (802.3at PoE or Passive PoE)   |
|                        | Reset                         | •  |
|                        | Mounting                      | Pole/Wall mouting (Kits included)  |

| Model       |   | EAP623-Outdoor   |
|-------------|---|--|
| Others      | Certifications  | CE, FCC, RoHS  |
|             | Dimensions (W x D x H)  | 280.4 × 106.5 × 56.8 mm  |
|             | Net Weight  | 789g   |
|             | Enclosure Material / Rack Material  | PC   |
|             | Lightning Protection  | Air discharge: ±8kV<br>Contact discharge: ±4kV<br>Common mode 10/700: ±6kV |
| Environment | Operating Temperature: -30 °C–70 °C (-22 °F–158 °F);<br>Storage Temperature: -40 °C–70 °C (-40 °F–158 °F);<br>Operating Humidity: 10%–90% non-condensing;<br>Storage Humidity: 5%–90% non-condensing; |  |

# Antenna Radiation

EAP623-Outdoor HD



\*EAP623-Outdoor HD is based on EAP610-Outdoor and adds a set of auxiliary antennas to combat outdoor interference. The two sets of antennas do not work at the same time, and the directivity of the auxiliary antenna will not be better than the original antenna.

# Disclaimers

\* Maximum wireless transmission rates are the physical rates derived from IEEE Standard 802.11 specifications. Range, coverage, and maximum quantity of connected devices are based on test results under normal usage conditions. Actual wireless data throughput, wireless coverage, and quantity of connected devices are not guaranteed and will vary as a result of 1) environmental factors, including building materials, physical objects, and obstacles; 2) network conditions, including local interference, volume and density of traffic, product location, network complexity, and network overhead; and 3) client limitations, including rated performance, location, connection quality, and client condition.

\* Use of WiFi 6 (802.11ax) and its features, including OFDMA, and 1024-QAM, requires clients to support the corresponding features.

\* The actual capacity depends on the wireless environment and client traffic and is generally less than the maximum number of client connections.

\* Omada Mesh, Seamless Roaming, Cloud Access, and Captive Portal require the use of Omada SDN controllers. Go to Omada Mesh Product List to find all the models supported by Omada mesh technology, and refer to the User Guides for Omada SDN Controllers for configuration methods.

\* Protection against lightning and electro-static discharge may be achieved through proper product setup, grounding and cable shielding. Refer to the instruction manual and consult an IT professional to assist with setting up this product.

\* Actual network speed may be limited by the rate of the product's Ethernet WAN or LAN port, the rate supported by the network cable, Internet service provider factors and other environmental conditions.

\* PoE budget calculations are based on laboratory testing. Actual PoE power budget is not guaranteed and will vary as a result of client limitations and environmental factors.

\* MU-MIMO capability requires client devices that also support MU-MIMO.

Some models featured in this guide may be unavailable in your country or region. Visit TP-Link website for local sales information: <https://www.tp-link.com/>. Specifications are subject to change without notice.

© 2023 TP-Link