


## Synergy 21 LED office line Stehlampe grau, dimmbar+daylight sensor



kwh/1000h:	80,00
Lumen:	7040
Watt:	80,0
Nennlebensdauer:	35000 Std.
Schaltzyklen:	50000
Opt. Umgebungstemp.:	25 °C


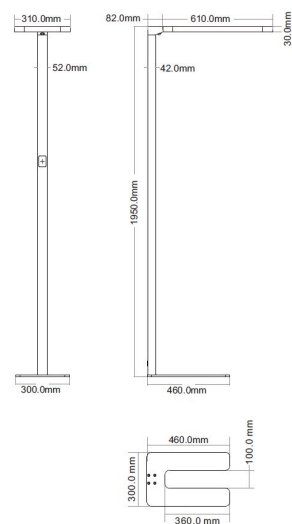



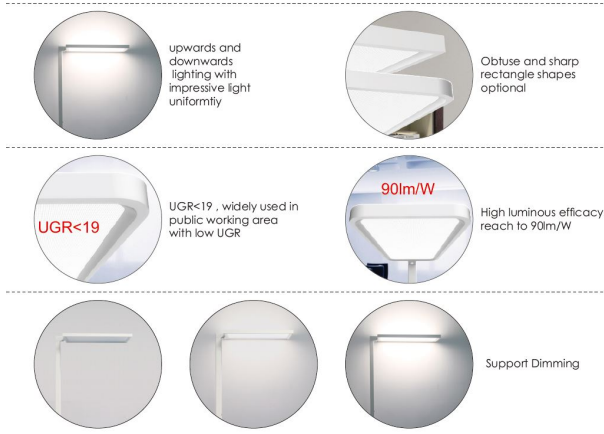
LED Panel office line  
Standleuchte zur Arbeitsplatzbeleuchtung

Rahmenfarbe: grau/silber RAL9006  
Leistungsaufnahme : 80Watt, 40W up, 40W down  
Lumenzahl: 7040lm  
Neutralweiß: 4100k ±150  
Farbwiedergabe: CRI >80  
UGR: <19 bei Licht nach unten, kein UGR nach oben  
Abstrahlwinkel: 120° (Gesamt)  
Arbeitstemperatur: -20° bis +45°  
Stromzufuhr: 100-240V  
Netzteil: eingebautes Netzteil, dimmen über eingebauten Touchdimmer  
Eingebauter Bewegungsmelder + Tageslichtsensor  
Größe: Höhe: 1950mm, Standfuss: 300\*460mm  
Größe Lampenkopf: 310\*610\*30mm  
Gewicht 17,1Kg  
Material: Aluminium  
Farbe: grau/silber RAL9006

Energieeffizienzklasse: A+  
kWh/1000h: 80

## Weitere Bilder



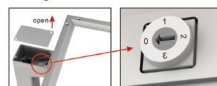


## 2. Daylight Sensor



- After each time the brightness was manually adjusted, the control unit record saves the brightness which the sensor detected until the next brightness dimming.
- Please be sure to adjust and dim the lamp at a comfortable and soft light state.
- The control unit is able to dim the light output up or down automatically, according to the changes of environment brightness to have a relatively constant light level for a desk in office situation.

### Setting of sensors



Dip Switch	Motion Sensor	Daylight Sensor
0	OFF	OFF
1	ON	OFF
2	ON	ON
3	OFF	ON

Open the top cover, adjust the dip switch to the module with a screwdriver.

## Zubehör

Art.-Nr.	Name
162895	Synergy 21 LED office line Stehlampe zub. Ersatzschrauben
195805	Synergy 21 LED Office Line Stehlampe zub. Platine