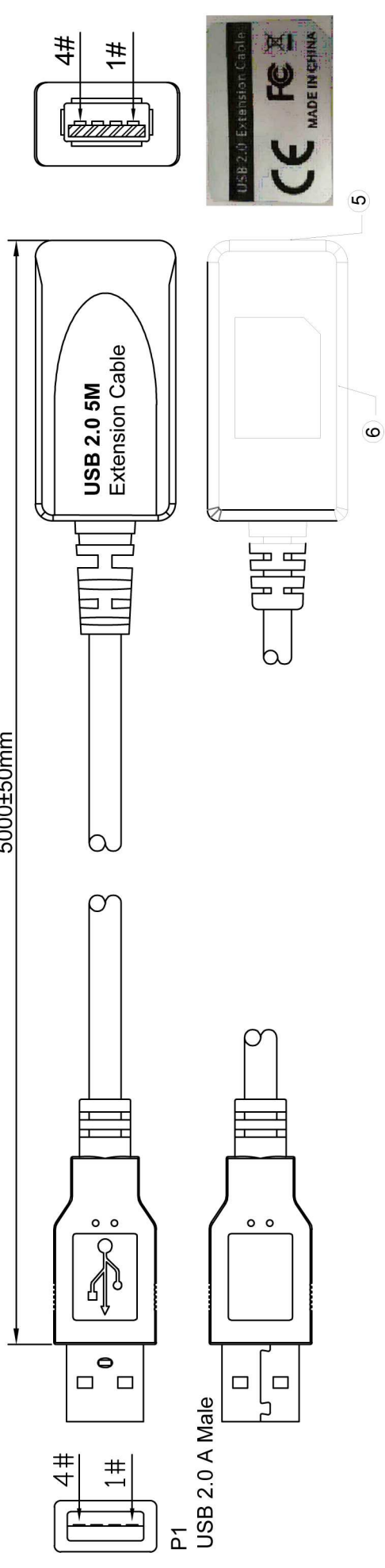


REV. A0	REVISED DESCRIPTION FIRST RELEASE	DATE 2021/04/15	CHECKED
---------	--------------------------------------	--------------------	---------


5000±50mm



- A) Conductor 7/0.127BC  
 B) Insulation HDPE (White/Green)  
 C) Conductor 7/0.20BC  
 D) Insulation (Red/Black)  
 E) Al Foil  
 F) Drain wire  
 G) Braiding: 80/0.12AL  
 J) Jacket OD: 5.0±0.15mm Black

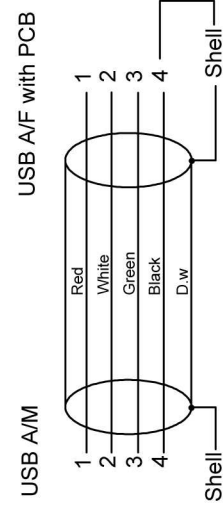
Remark:  
 1. 100% Open/Short Test  
 2. Contact Resistance: 30mOhm MAX  
 3. Insulation Resistance: 5M Ohm MIN.  
 4. The product is Reach/RoHS compliant.  
 5. Times of insertion and extraction:  
 3000 Cycles.

Item NO.	Length(m)
K5263.5V3	5.0m



28+24AWG USB Cable Spec.

CONNECTION



ITEM	DESCRIPTIONS & SPECIFICATIONS	QTY	REMARK
⑥	Shell, ABS, Black	1PC	
⑤	Connector USB A Female with PCB, Nickle-Plated	1PC	
④	External Mold Outer Mould 45P PVC, Black	1PC	
③	Internal Mold Inner Mould PE	1PC	
②	Connector USB A Male, Nickle-Plated	1PC	
①	Cable 28+24 USB Cable OD:5.0mm 28+24 (7/0.127BC+HDPE)*1P + (7/0.20BC +PVC)*2C+AL+D+80/0.12AL +OD5.0PVC Black		

ERP NO.:	SAMPLE DWG NO.:
ZG No.:	REVISION A0
CUSTOMER:	UNIT mm
CUSTOMER P/N:	SCALE NO
DESCRIPTION	PAGE NO 1/1
USB A Male TO USB A Female	DATE 2021/04/15
APPROVAL	CHECKED
	DRAWN

TOLERANCES UNLESS OTHERWISE STATED  
 X = ±0.1  
 XX = ±0.01