



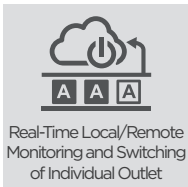


HIGH-LEVEL POWER DISTRIBUTION WITH INDIVIDUAL OUTLET CONTROL



Outlet-level PDU with color configurable LCD display, capable of monitoring and controlling each connected equipment

Ideal for server room and data center applications, the Switched Metered-by-Outlet PDU (3-Phase) Series is a power distribution device that delivers electricity from a single source to multiple devices. The PDUs feature accurate monitoring and control of individual outlet, which allows for immediate on/off, remote reboots, scheduled on/off, and more. The products' multi-color outlet LED allows for easy phase identification. The multifunction LCD readout is color-changeable, and supports automatic LCD screen orientation. The PDUs are built-in with hot-swappable SNMP/HTTP module, which works with PowerPanel® Management Software for real-time monitoring and configuration.

APPLICATION

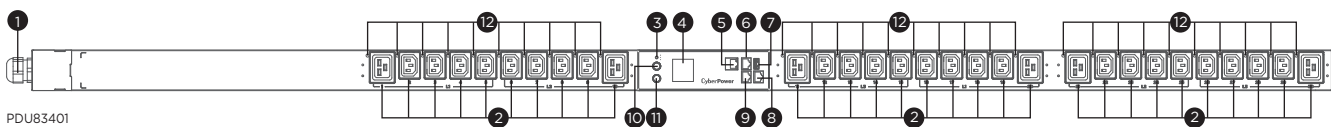
- Office
- Back Office
- Server Room
- Data Center
- Factory
- Workstations

SERIES FEATURES

- Real-Time Local/Remote Monitoring and Switching of Individual Outlet
- Controllable Receptacles with Power Sequencing
- Work under High Temperature
- Ultra Low Power Consumption
- ±1% Measurement Accuracy
- Industrial-grade Metal Housing
- Digital Real-time Load Display
- Multi-color Outlet LED
- User Configurable Color LCD
- Hot-swappable LCD Design
- Rotatable LCD for Proper Display Orientation
- LED Status Indicator
- Firmware Upgrade via USB

PRODUCT CALLOUTS

- 1 . AC Inlet
- 2 . AC Outlets
- 3 . Status Indicator
- 4 . LCD Display Panel
- 5 . Ethernet Port
- 6 . ENVIROSENSOR/Daisy Chain (In) Port
- 7 . USB Port
- 8 . Serial Port
- 9 . Daisy Chain (Out) Port
- 10 . Select Button
- 11 . Enter Button
- 12 . Outlet Indicator
- 13 . Circuit Breaker





TECHNICAL SPECIFICATIONS

Model Name	PDU83401
Input	
Nominal Input Voltage (Vac)	346 - 415
Input Frequency (Hz)	50 / 60
Maximum Input Current (A)	16(CE)
Input Connector Type	IEC 60309 16A RED x1
Power Cord Length (m.)	3.05
Output	
Over Current Protection (Each Bank) (A)	-
Outlets - # of Bank(s) (Bank)	-
Outlet(s) - Total	30
Outlet(s) - Front	30
Outlet Type	IEC C13 x 24 / IEC C19 x 6
Management & Communications	
LCD Information Display	Input Voltage (Volts), Input Frequency (Hz), Current Level (Amps), Power Consumption (Kilowatts), Network Information, Serial Number, Environment Status, Hardware Version, Firmware Version
LED Indicators	PDU Status, Tx / Rx, Link, Outlet
A-type USB Port	Yes
Connectivity Port	RJ45 , RJ45 (for Serial), RJ45 (for ENVIROSENSOR / Daisy Chain (In)), RJ45 (for Daisy Chain (Out))
Environmental Sensor Supported	Yes
Power Management Software	PowerPanel® Business, PowerPanel® Enterprise
Supported Protocols	IPv4 / v6, SNMPv1 / v3, HTTP/HTTps, TCP / IP, UDP, DHCP, NTP, DNS, SMTP, SSH, SSL, TLS, Telnet, FTP, and Syslog
Authentication	RADIUS, LDAP, LDAPS, Windows AD
Physical	
Installed Rack Height (U)	0
Cord Retention Tray	Yes
IEC Receptacle Locking	Yes
Physical Size	
Dimensions (WxHxD) (mm.)	56 x 1790 x 55
Weight (kg.)	8.5
Environmental	
Operating Temperature (°C)	-5 - 55
Operating Relative Humidity (Non-condensing) (%)	0 - 95
Certifications	
Certifications*	CE, EN 55032 Class A
Cisco Compatibility	Yes
RoHS	Yes

*Certifications may vary according to different regions. Visit www.cyberpower.com for more information.
 #All specifications are subject to change without notice.

