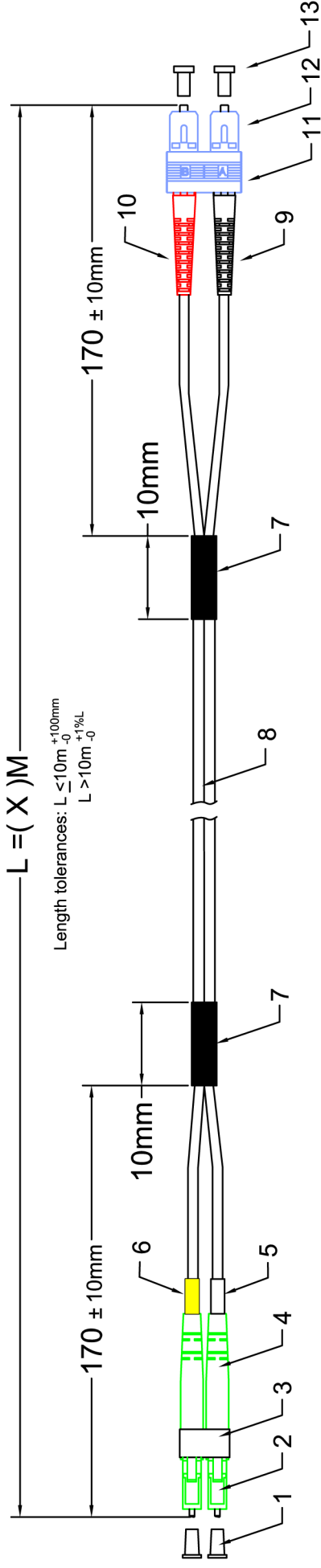


# LC/APC - SC/UPC Duplex Jumper, I-V(ZN)H 02E 9/125μ OS2, LSZH Yellow Jacket, x meter



Item	Description	Qty
13	Dust cover	2
12	SC SM 2.0 connector, Blue	2
11	SC clip, Blue	1
10	SC 2.0 boot, red	1
9	SC 2.0 boot, black	1
8	Ø2.0mm SM duplex OS2 9/125μ LSZH Yellow cable	
7	Heat shrink tube, black	2
6	LC shrink tube, yellow	1
5	LC shrink tube, white	1
4	LC/APC 3.0 boot, green	2
3	LC clip, clear	1
2	LC/APC SM 2.0 connector, Green	2
1	LC dust cover	2

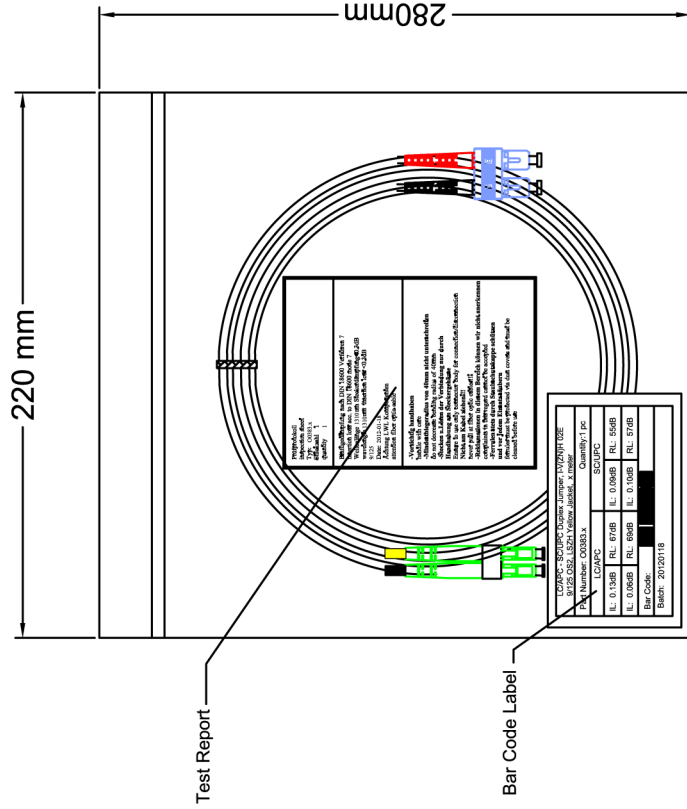
**Specifications:**

1. Insertion Loss: < 0.3dB @1310nm  
Return Loss: > 55dB@1310nm; LC/APC:> 65dB@1310nm
2. End surface test is according to OP-03-05001
3. Test standard: GR-326-CORE
4. Test report has to match the serial No.
5. RoHS compliant
6. Fiber cable according to IEC 60793-2
7. LC connector according to IEC 61754-20  
SC connector according to IEC 61754-4

**RoHS  
compliant**

LC/APC - SC/UPC Duplex Jumper, I-V(ZN)H 02E 9/125 OS2, LSZH Yellow Jacket, x meter  
Part No: O0383.x

# Packing: The corresponding label data for each cable assembly shall be affixed to the package



9# PE Bag(220mm x 280mm)

Prüfprotokoll inspection sheet Typ: O0383.x Stückzahl 1 quantity 1	Einfügedämpfung nach DIN 18600 Verfahren 7 insertion loss acc. to DIN 18600 mode 7 Wellenlänge 1310nm Steckerdämpfung<math>0,34\text{dB}</math> wavelength 1310nm insertion loss <math>0,34\text{dB}</math> 9/125 Achtung LWL Komponenten attention fiber optic cable	<b>-Vorsichtig handhaben</b> handle with care <b>-Mindestbiegeradius von 40mm nicht unterschreiten</b> do not decrease bending radius of 40mm <b>-Stecken u.Lösen der Verbindung nur durch Handhabung am Steckergehäuse</b> insert or use only connector body for connection/disconnection Never pull at fiber optic cables!!! <b>-Reklamationen in diesem Bereich können wir nicht anerkennen</b> complaints in this regard cannot be accepted <b>-Ferrulen stets durch Staubschutzkappe schützen und vor jedem Einsatz säubern</b> ferrules must be protected via dust covers and must be cleaned before use
--	---	--

Test Report

LC/APC - SC/UJPC Duplex Jumper, I-V(ZN)H 02E 9/125 OS2,LSZH Yellow Jacket, x meter		Quantity: 1 pc
Part Number: O0383.x	LC/APC	SC/UJPC
IL: 0.13dB	RL: 67dB	IL: 0.09dB RL: 55dB
IL: 0.06dB	RL: 69dB	IL: 0.10dB RL: 57dB
Bar Code:		
Batch: 20120118		

Bar Code Label(100mmx60mm)

**RoHS  
compliant**

LC/APC - SC/UJPC Duplex Jumper, I-V(ZN)H 02E 9/125 OS2, LSZH Yellow Jacket, x meter

Part No: O0383.x

Drawing No:

Page :2 of 3

## Indoor Cable Series ( Duplex)

### 1. Characteristics

- . Aramid yarn strength member ensures tension resistance and long term stability in transmission
- . Figure 8 structure jacket facilitate embranchment
- . Small outer diameter, lightweight
- . Flame-retardant jacket, halogenfree
- . Low attenuation

### 2.Applications

- .Installation in conduits and shafts
- .Indoor distribution
- .Jumper and adapter cable
- .Connecting workstations inside buildings(FTTD)

### 3.Temperature Range

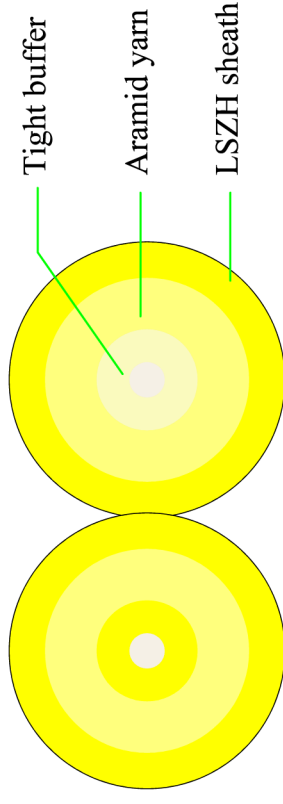
-20°C up to +70°C

### 4.Fiber Optic Cable Performance

- .Number of fibers: 2
- .Outer diameter: 2.0×4.1 mm
- .Nominal weight: 8.2 kg / km
- .Max. tension: 200 N (short - term)  
100 N (long - term)
- .Min. Bending Radius: 20 H (Dynamic)  
10 H (Static)
- .Max . Crush Resistance (N/100 mm<sup>2</sup>):1000
- .Complies with TIA/EIA-568 B.3 & Bellcore GR-409-CORE & OFNR-UL/CSA FT-4
- .Maximum Attenuation: ≤ 0.4dB @Full spectrum
- .Dispertion Coefficient: ≤ 3.0ps/(nm.km) @1310nm  
≤ 18ps/(nm.km) @1550nm

### 5.Cable Specification

- .Fiber type: Singlemode 9/125μm OS2
- .Yellow jacket , LSZH



**RoHS  
compliant**

LC/APC - SC/UJPC Duplex Jumper, I-V(ZN)H 02E 9/125 OS2, LSZH  
Yellow Jacket, x meter

Part No: O0383.x

Drawing No:

Page :3 of 3