

Note:

1. The length L is customized
2. Polarity: Crossover A-B, B-A.
3. RoHS 2.0 And Reach Compliant

| TYPE | MULTI-MODE |
|-----------------|------------|
| Insertion LOSS | ≤0.3dB |
| Return LOSS | N/A |
| Test Wavelength | 850nm |

MATERIAL LIST:

| | | | |
|-----|--|-------|--------|
| ⑦ | LC Uniboot Boot White | 2pcs | |
| ⑥ | Pull rod Erika violett | 2pcs | |
| ⑤ | LC Uniboot Clip Erika violett | 4pcs | |
| ④ | LC Uniboot Connector Erika violett | 4pcs | |
| ③ | LC/UPC Ferrule | 2pcs | |
| ② | LC Dust Cap White | 4pcs | |
| ① | Fiber Optical Cable Duplex ϕ 2.0 OM4 LSZH Erika violett (one tube with 2 fiber) | L | |
| NO. | SPECIFICATION STANDARD | QT' Y | REMARK |

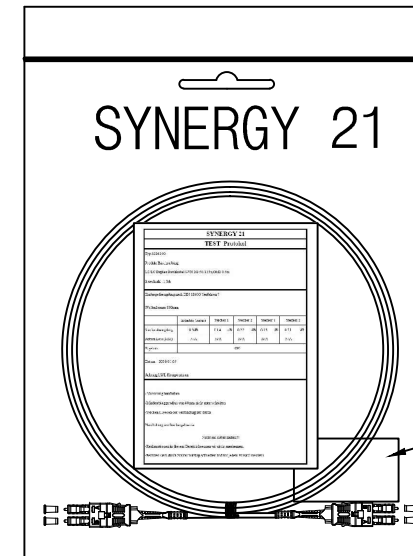
| SYNERGY 21 | | | | | |
|--------------|--|---------------------|---------------|------|----|
| CUSTOMER | | ITEM NO. | See The Chart | | |
| PRODUCT NAME | LC-LC Uniboot OM4 Switchable Patch Cords 2.0 | Manufacture country | CHINA | UNIT | MM |
| DRAWNBY | CHECKBY | APPOBY | DATE | | |
| SYNERGY 21 | SYNERGY 21 | | 2018-10-26 | | |

| | | | | |
|----|-----|-------------------------------|------------|------|
| | | NEW | 2018-10-26 | A |
| BY | CHK | REVISION RECORD MODIFICATIONS | DATE | REV. |

Chart :

| NO. | ITEM NO. | LENGTH. |
|-----|----------|---------|
| 1 | S215550 | 0.5m |
| 2 | S215551 | 1m |
| 3 | S215552 | 1.5m |
| 4 | S215553 | 2m |
| 5 | S215554 | 3m |
| 6 | S215555 | 5m |
| 7 | S215556 | 7.5m |
| 8 | S215557 | 10m |
| 9 | S215558 | 15m |
| 10 | S215559 | 20m |
| 11 | | 25m |
| 12 | | 30m |

PACKING DRAW



PACKING: SYNERGY 21 PE BAG+LABEL

| SYNERGY 21 | | | | | | | | | | |
|--------------|-----|--|--|------|---------------------|------------|---------------|---------|------------|------|
| CUSTOMER | | | | | ITEM NO. | | See The Chart | | | |
| PRODUCT NAME | | LC-LC Uniboot OM4 Switchable Patch Cords 2.0 | | | Manufacture country | | CHINA | UNIT | MM | |
| BY | CHK | NEW REVISION RECORD MODIFICATIONS | | | 2018-10-26 | A | DRAWNBY | CHECKBY | APPOBY | DATE |
| | | | | DATE | REV. | SYNERGY 21 | SYNERGY 21 | | 2018-10-26 | |

SYNERGY 21


LC Uniboot Connector Switch Polarity Manual

— How to guide

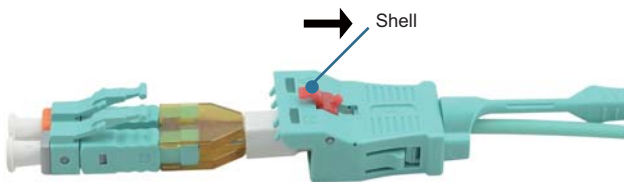
1 Get ready to switch




2 Open buckle



3 Shell separated



4 Rotate the spare parts A & B



5 Spare parts rotate 180°



6 Shell rotate 180°



7 Push back shell



8 Assemble push-pull knob

