

NOTES:

ELECTRICAL:

- CONTACT RESISTANCE : 20M OHMS MAX
- INSULATION RESISTANCE : 500M OHMS MIN @ 500V DC
- WITHSTAND VOLTAGE : DC1000V AC700V RMS 60Hz, 1MIN
- CAT. 6A PERMANENT LINK : CONFORM TO ANSI/TIA/EIA 568B. 2-10

ENVIRONMENTAL:

- STORAGE : -40° TO+70°
- OPERATION : -10° TO+60°

MECHANICAL

- SHIELD MATERIAL: ZINC ALLOY
- IDC MATERIAL: PC UL94V0 TERMINAL:PHOSPHOR BRONZE, TIN PLATING
- RJ45 CONTACT LIFE: 750 TIMES MIN
- IDN LIFE : 250 TIMES MIN
- RJ45 DIMENSION:11.9MM*9.8MM
- WEIGHT: 34.7G

TYPE

- SHIELDED CAT. 6A KEYSTONE JACK
- COLOUR:SILVERY WHITE

RoHS COMPLIANT

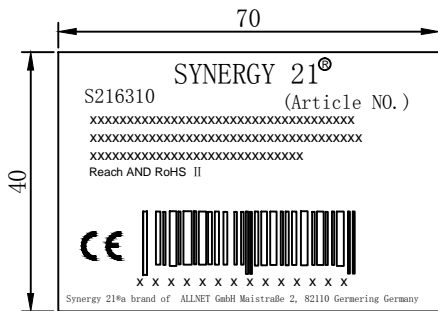
PACKING: 1pcs/PE bag+label 1, 50pcs/box+label 2, 250pcs/ctn+label 1

MATERIAL LIST:

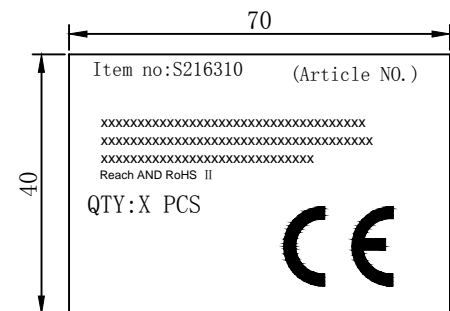
⑦	MODULAR COVER	FIREPROOF PC UL94V0	1	
⑥	RJ 45 JACK INSERT	8P8C 3U" GOLD PLATED	8	
⑤	PCB	1.6mm UL 94V0	1	
④	IDC BODY	FIREPROOF/PC UL 94V0	1	
③	IDC PIN	PHOSPHOR BRONZE & TINNED	8	
②	LABEL COLOR CODE	T568A/B	2	
①	IDC TERMINAL	FOR 22-26AWG CABLE	1	

NO.	PARTS NAME	SPECIFICATION STANDARD	QT' Y	REMARK
		UPDATE PACKING TYPE		2018-03-20 A1
		NEW		2011-07-11 A
BY	CHK	REVISION RECORD MODIFICATIONS		DATE REV.

SYNERGY 21					
CUSTOMER			ITEM NO.	S216310	
PRODUCT NAME	CAT. 6A STP KEYSTONE JACK	manufacture country	China	UNIT	MM
DRAWNBY	CHECKBY	APPOBY	DATE		
SYNERGY 21	SYNERGY 21	SYNERGY 21	2018-03-20		



Label 1



label 2

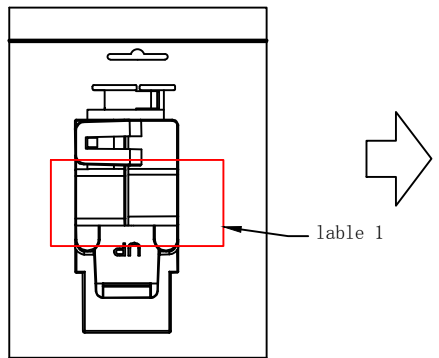
SHIPPING MARK



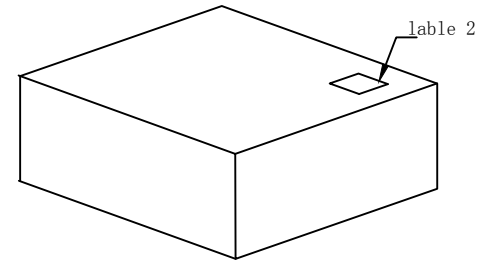
PO NO. :
REACH and ROHS 2.0 Compliant
MADE IN CHINA

SIDE MARK

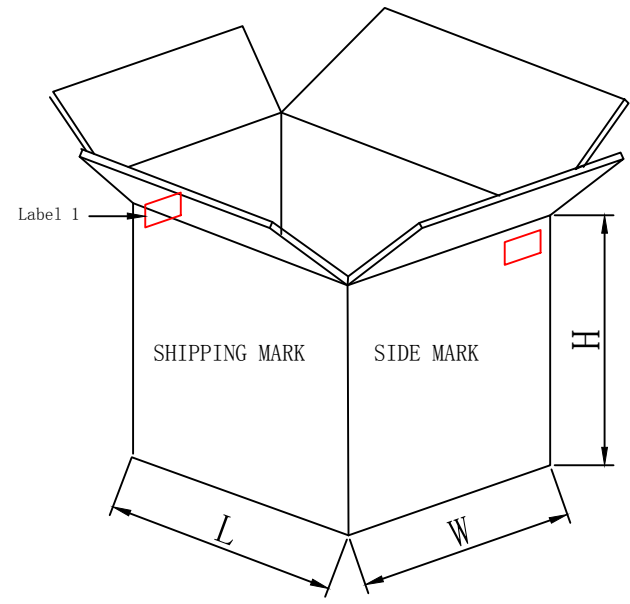
PO NO. :
Item no:
Q' TY:
N. W
G. W
Carton no.
MEAS.



1pc/PE bag+label 1



50pcs/box+label 2



250pcs/ctn+label 1

- NOTE:
1. Packing:1pcs/PE bag+label 1, 50pcs/box+label 2, 250pcs/ctn+label 1
 2. “工” type sealing
 3. “井” type packaging

UNO ELECTRONIC LIMITED (HK)									
CUSTOMER					ITEM NO.		S216310		
PRODUCT NAME		Packing			manufacture country:		CHINA	UNTT	MM
DRAWNBY		CHECKBY			APPOBY			DATE	
SYNERGY 21		SYNERGY 21			SYNERGY 21			2018-03-20	


		UPDATE PACKING TYPE		2018-03-20	A1
		NEW			
BY	CHK	REVISION RECORD MODIFICATIONS		DATE	REV.

Montageanweisung

Cat.6/Cat.6A Modul und Rahmenset




1
Aussenmantel des Verlegekabels ca.4 cm abnehmen und Gesamtschirmung nach hinten ziehen.
Strip off approx. 4 cm of the cable jacket and fold total shield back over it.




2
Paarfolie entfernen.
Remove pair shielding.



3
Der Kabelsortierer verfügt über beide Farbcodes(568A/B).Wählen Sie den entsprechenden Farbcode.
Please choose colour code 568A or B according your application.



4
Kabel einführen und die einzelnen Adern nach der von Ihnen gewählten Belegungsvariante in den Kabelsortierer einführen.
Insert the cable into the termination cap and fan out all four twisted pairs following the colour code printed on the termination cap. Make sure that all conductors are in the proper slot.



5
Überstehende Adern abschneiden.
Trim the ends of the conductors.



6
Den Sortierer in Pfeilrichtung in das Modul einsetzen.Bitte Pfeilrichtung beachten!
Install the termination cap in direction of arrow into the Keystone Jack.



7
Die Montageklappen schließen -mit diesem Vorgang wird das Modul kontaktiert.
Press both covers of the Keystone Jack to contact the cable.



8
Ggf. die Arretierung nochmals kontrollieren und schließen.
Control the operation and close the Keystone Jack finally.



9
Die 180°Schirmschelle aufsetzen.
Install the 180° shielding clamp.



10
Das Modul mit dem Kabelbinder zugentlasten und die Schirmschelle fixieren.
Use cable tie for strain relief and to fix the shielding clamp.



11
Für eine Doppeldose werden 2 Module benötigt.
For a dual port wall outlet 2 Keystone jacks are needed.



12
Montieren Sie das Rahmenset bestehend aus Modulträger und Abdeckung.
Assemble the metal frame and the coverplate.



13
Befestigen Sie das erste Modul durch Einclippen im Modulträger.
Assemble the first Keystone Jack with snap in operation in the metal frame.



14
Dann befestigen Sie das zweite Modul im Modulträger.
Assemble the second Keystone Jack in the same way.



15
Die Cat.6/Cat.6A Doppeldose ist fertig montiert.
The Cat.6/Cat.6A dual port Wall Outlet is ready for use.

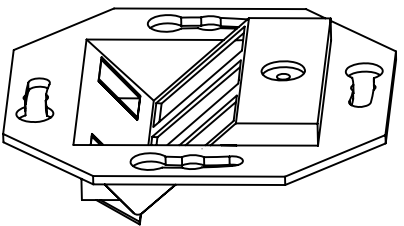
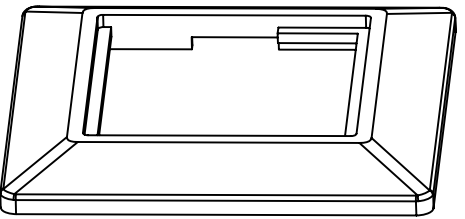
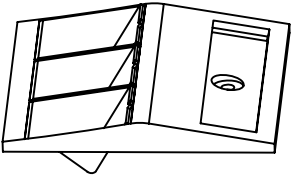
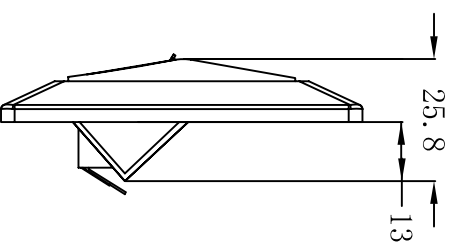
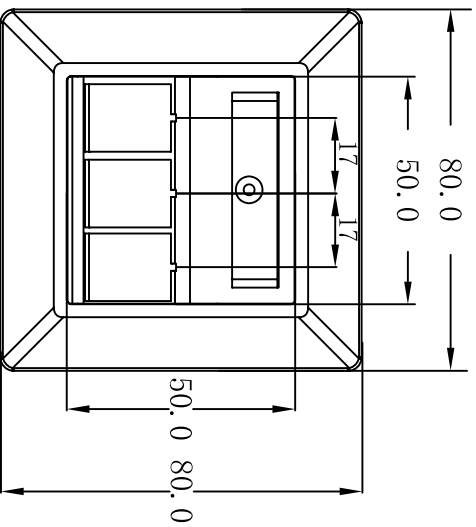


Chart:

ITEM NO	COLOUR
S216327	pure white, RAL9010
S216326	pearl white, RAL1013

Materials:

Outlet Housing: Fireproof ABS UL-94V0/Colour:see the chart
 Outlet Base:Fireproof ABS UL-94V0/Colour:see the chart
 Metallic Plate:Al&Zn Alloy /Al&Zn Alloy,
 ACCESSORY :
 1. Label
 2. Plastic gasket
 3. Screw:M4*9*2Pcs
 Apply to the keystone jack which the width less than 17.2mm
 RoHS Compliant
 Packing: 1pcs/PE bag+lable, 12pcs/box+lable, 120pcs/carton



SYNERGY 21

CUSTOMER		ITEM NO.		see the chart	
PRODUCT NAME	FRAME SET 3PORT	manufacture country	China	UNIT	MM
NEW					
2011-07-11	A				
DATE	REV.	SYNERGY 21	SYNERGY 21	SYNERGY 21	2011-07-11

REVISION RECORD MODIFICATIONS

BY CHK